


1. I have been told about the study and I know why it is being done and what to do. I know that I do not have to do it if I do not want to. If I have questions I can ask my teacher. I know that I can stop at any time.

		Response Percent	Response Count
I understand and will begin the survey.		100.0%	210
I would rather not do it.		0.0%	0
		answered question	210
		skipped question	0






2. Where do you go to school?

			Response Percent	Response Count
IS 5	<div></div>		100.0%	210
IS 10			0.0%	0
IS 61			0.0%	0
IS 72			0.0%	0
IS 73			0.0%	0
IS 77			0.0%	0
IS 89			0.0%	0
IS 91			0.0%	0
IS 93			0.0%	0
IS 125			0.0%	0
IS 126			0.0%	0
IS 141			0.0%	0
IS 144			0.0%	0
IS 145			0.0%	0
IS 157			0.0%	0
IS 185			0.0%	0
IS 189			0.0%	0
IS 204			0.0%	0
IS 217			0.0%	0
IS 230			0.0%	0
IS 237			0.0%	0
PS 12			0.0%	0
PS 14			0.0%	0







PS 19	0.0%	0
PS 30	0.0%	0
PS 54	0.0%	0
PS 76	0.0%	0
PS 92	0.0%	0
PS 111	0.0%	0
PS 127	0.0%	0
PS 151	0.0%	0
PS 153	0.0%	0
Al-Iman School	0.0%	0
Al-Manoor School	0.0%	0
Bais Yaakov Academy	0.0%	0
Bnos Malka Academy	0.0%	0
El-Ber Islamic School	0.0%	0
Flushing High School	0.0%	0
Forest Hills HS	0.0%	0
Grover Cleveland HS	0.0%	0
Jamaica HS	0.0%	0
John Bowne High School	0.0%	0
Hevach High School	0.0%	0
Long Island City High School	0.0%	0
Machon Academy	0.0%	0
Martin Luther HS	0.0%	0
The Muslim Center Elementary School	0.0%	0
Newcomers High School	0.0%	0

Newtown HS	0.0%	0
Our Lady of Mercy	0.0%	0
Our Lady of Sorrows	0.0%	0
Queens Academy HS	0.0%	0
Queens Lutheran School	0.0%	0
Queens Vocational HS	0.0%	0
Razi School	0.0%	0
Redeemer Lutheran	0.0%	0
Resurrection Ascension School	0.0%	0
St. Adalbert	0.0%	0
St. Francis of Assisi School	0.0%	0
St. John Lutheran School	0.0%	0
St. Kevin School	0.0%	0
St. Mel School	0.0%	0
St. Nicholas of Tolentine	0.0%	0
St. Raphael School	0.0%	0
Sacred Heart School	0.0%	0
Shaarei Zion Ohel Bracha	0.0%	0
Tiferes Torah Institute	0.0%	0
William Cullen Bryant High School	0.0%	0
Yesheiva Tifereth Moshe	0.0%	0
Yeshivat Our Haim	0.0%	0
Other	0.0%	0
other school (please specify)		3
answered question		210




3. What grade are you in?

		Response Percent	Response Count
6th		1.4%	3
7th		41.0%	86
8th		56.7%	119
9th		0.0%	0
10th		0.5%	1
11th		0.0%	0
12th		0.5%	1
answered question			210
skipped question			0




4. How often do you use your computer at home for homework?

		Response Percent	Response Count
I don't have a computer at home		5.0%	10
I don't use my home computer for homework		4.5%	9
A few times a year		8.4%	17
About once a month		3.5%	7
About once a week		34.2%	69
Almost every night		44.6%	90
answered question			202
skipped question			8






5. Compared to last year, this year my teachers are using computers...

		Response Percent	Response Count
less		9.8%	20
about the same amount		36.8%	75
more		53.4%	109
answered question			204
skipped question			6






6. Compared to last year, this year students in my grade are using computers...

		Response Percent	Response Count
less		12.6%	25
about the same amount		47.2%	94
more		40.2%	80
answered question			199
skipped question			11






7. During this school year, how much time per week did you spend using computers in your class(es)?

		Response Percent	Response Count
Not at all		2.5%	5
Less than one period per week		15.2%	31
1 or 2 periods (or a double period) per week		70.6%	144
3 to 4 periods per week		11.3%	23
More than 4 periods per week		0.5%	1
answered question			204
skipped question			6






8. During this school year, I typed up reports and assignments.

		Response Percent	Response Count
Never		21.1%	38
A few times a year		20.0%	36
About once a month		19.4%	35
About once a week		32.8%	59
Almost every day		6.7%	12
answered question			180
skipped question			30






9. During this school year, I made spreadsheets and graphs.

		Response Percent	Response Count
Never		19.4%	35
A few times a year		18.3%	33
About once a month		23.3%	42
About once a week		35.0%	63
Almost every day		3.9%	7
answered question			180
skipped question			30






10. During this school year, I used blogs to communicate with other students and teachers

		Response Percent	Response Count
Never		62.8%	113
A few times a year		7.8%	14
About once a month		2.8%	5
About once a week		11.1%	20
Almost every day		15.6%	28
answered question			180
skipped question			30






11. During this school year, I did research on the Internet for a report or assignment.

		Response Percent	Response Count
Never		12.2%	22
A few times a year		21.1%	38
About once a month		20.0%	36
About once a week		37.2%	67
Almost every day		9.4%	17
answered question			180
skipped question			30






12. During this school year, I made a PowerPoint presentation.

		Response Percent	Response Count
Never		80.0%	144
A few times a year		12.2%	22
About once a month		2.8%	5
About once a week		4.4%	8
Almost every day		0.6%	1
answered question			180
skipped question			30






13. During this school year, I used the computer to make a graphic novel.

		Response Percent	Response Count
Never		85.0%	153
A few times a year		5.0%	9
About once a month		4.4%	8
About once a week		3.3%	6
Almost every day		2.2%	4
answered question			180
skipped question			30






14. During this school year, I took a test on the computer.

		Response Percent	Response Count
Never		20.0%	36
A few times a year		45.6%	82
About once a month		21.1%	38
About once a week		10.0%	18
Almost every day		3.3%	6
answered question			180
skipped question			30






15. During this school year, I used a computer program to improve my study skills or learning skills.

		Response Percent	Response Count
Never		12.8%	23
A few times a year		17.8%	32
About once a month		13.3%	24
About once a week		39.4%	71
Almost every day		16.7%	30
answered question			180
skipped question			30






16. During this school year, I made or listened to a podcast.

		Response Percent	Response Count
Never		77.8%	140
A few times a year		6.7%	12
About once a month		4.4%	8
About once a week		6.7%	12
Almost every day		4.4%	8
answered question			180
skipped question			30






17. During this school year, I made or edited a webpage or worked in a web environment, like a wikispace.

		Response Percent	Response Count
Never		76.7%	138
A few times a year		11.1%	20
About once a month		6.1%	11
About once a week		5.6%	10
Almost every day		0.6%	1
answered question			180
skipped question			30






18. This school year, I collected data using equipment that go with the computer, like probes or PDAs.

		Response Percent	Response Count
Never		75.6%	136
A few times a year		9.4%	17
About once a month		5.6%	10
About once a week		7.2%	13
Almost every day		2.2%	4
answered question			180
skipped question			30












19. This school year, I made or edited a video or movie.

		Response Percent	Response Count
Never		88.3%	159
A few times a year		4.4%	8
About once a month		2.8%	5
About once a week		3.3%	6
Almost every day		1.1%	2
answered question			180
skipped question			30

20. During the past school year, I created or contributed to a web-based map or timeline.

		Response Percent	Response Count
Never		69.4%	125
A few times a year		15.0%	27
About once a month		8.3%	15
About once a week		4.4%	8
Almost every day		2.8%	5
answered question			180
skipped question			30

21. In which classes do you use technology. (Check all that apply)

		Response Percent	Response Count
Math		71.1%	128
Sciences		36.7%	66
English Language Arts		86.7%	156
Social Studies		59.4%	107
Art		1.7%	3
Music		2.2%	4
Physical Education/Gym		1.7%	3
ESL or ELL		2.2%	4
Computer Class		37.2%	67
Multi-Media		2.2%	4
None of the Above		3.3%	6
Other (please specify)			15
answered question			180
skipped question			30

22. How well do you know how to use the following equipment, applications or web sites?

	I never tried	I know the basics	I'm pretty good	I'm an expert	Response Count
Digital camera or video	0.0% (29)	0.0% (39)	0.0% (76)	0.0% (38)	0
Audacity or GarageBand	0.0% (146)	0.0% (21)	0.0% (10)	0.0% (5)	0
iMovie or Movie Maker	0.0% (105)	0.0% (45)	0.0% (22)	0.0% (10)	0
Wikispaces	0.0% (113)	0.0% (49)	0.0% (17)	0.0% (3)	0
NYLearns	0.0% (149)	0.0% (20)	0.0% (10)	0.0% (3)	0
Teacher/Class Blogs	0.0% (112)	0.0% (39)	0.0% (21)	0.0% (10)	0
Google Maps	0.0% (26)	0.0% (59)	0.0% (64)	0.0% (33)	0
Comic Life	0.0% (132)	0.0% (22)	0.0% (15)	0.0% (13)	0
answered question					182
skipped question					28

23. How much do you agree with these statements?

	Strongly Disagree	Disagree	Agree	Strongly Agree	Rating Average	Response Count
I am able to learn more when I use computers in my school.	0.0% (12)	0.0% (14)	0.0% (100)	0.0% (50)	0.00	0
I work harder on my assignments when I am using a computer.	0.0% (9)	0.0% (30)	0.0% (96)	0.0% (41)	0.00	0
I would be a better student if I got to use technology more in school.	0.0% (9)	0.0% (33)	0.0% (84)	0.0% (50)	0.00	0
Teachers in this school know a lot about how to use computers to help students learn more.	0.0% (14)	0.0% (27)	0.0% (99)	0.0% (35)	0.00	0
There are enough computers in my school for students to use for their schoolwork.	0.0% (26)	0.0% (83)	0.0% (54)	0.0% (14)	0.00	0
I am using computers in my class (es) in ways that other students in this school are not.	0.0% (27)	0.0% (99)	0.0% (41)	0.0% (9)	0.00	0
I have shown other students how to do things with computers.	0.0% (21)	0.0% (40)	0.0% (91)	0.0% (25)	0.00	0
I have shown a teacher how to do things with computers.	0.0% (37)	0.0% (77)	0.0% (47)	0.0% (15)	0.00	0
I use computers more in my class (es) than other students in this school	0.0% (30)	0.0% (101)	0.0% (29)	0.0% (16)	0.00	0
answered question						177
skipped question						33